



ENVIRONMENTAL PRODUCT DECLARATION

IN ACCORDANCE WITH EN 15804+A2 & ISO 14025 / ISO 21930

High Profile – Galvanized Steel
Lindab Profil AB

EPD Registration number: HUB-1704
Version: 1.0
Publication date: 13.12.2024
Valid until: 13.12.2024
Revision date: 12.12.2029



GENERAL INFORMATION


MANUFACTURER

Manufacturer	Lindab Profil AB
Address	Vistorpsvägen 56 269 71 Förslöv, SWEDEN
Contact details	order.profil@lindab.com
Website	https://www.lindab.com/

EPD STANDARDS, SCOPE AND VERIFICATION

Program operator	EPD Hub, hub@epdhub.com
Reference standard	EN 15804+A2:2019 and ISO 14025
PCR	EPD Hub Core PCR version 1.1, 5 Dec 2023
Sector	Construction product
Category of EPD	Third party verified EPD
Scope of the EPD	Cradle to gate with options, A4-A5, and modules C1-C4, D
EPD author	Viktor Johansson
EPD verification	Independent verification of this EPD and data, according to ISO 14025: <input type="checkbox"/> Internal certification <input checked="" type="checkbox"/> External verification
EPD verifier	Haiha Nguyen, as an authorized verifier acting for EPD Hub Limited

The manufacturer has the sole ownership, liability, and responsibility for the EPD. EPDs within the same product category but from different programs may not be comparable. EPDs of construction products may not be comparable if they do not comply with EN 15804 and if they are not compared in a building context.



PRODUCT

Product name	Lindab High Profile Galvanized Steel
Additional labels	Please see attachment
Product reference	Please see attachment
Place of production	Förslöv, Sweden
Period for data	Calendar year 2023
Averaging in EPD	-
Variation in GWP-fossil for A1-A3 %	-

More information on page 7.

ENVIRONMENTAL DATA SUMMARY

Declared unit	1 kg of High Profile - Galvanized
Declared unit mass	1 kg
GWP-fossil, A1-A3 (kgCO ₂ e)	2.57
GWP-total, A1-A3 (kgCO ₂ e)	2.50
Secondary material, inputs (%)	0.49
Secondary material, outputs (%)	94.1
Total energy use, A1-A3 (kWh)	7.93
Total water use, A1-A3 (m ³ e)	0.02

MANUFACTURER

ABOUT LINDAB

Lindab is a leading ventilation company in Europe, offering solutions for energy-efficient ventilation and a healthy indoor climate. The products are characterised by high quality, ease of installation and environmental thinking. In northern Europe, Lindab also offers an extensive range of roof, wall and rainwater systems.

FOR A BETTER CLIMATE

We want to create a better climate. Most of us spend most of our time indoors. The air we breathe, in our homes, at our workplaces and at school, affects our well-being. Since air is not visible, we do not always think about it. However, the indoor climate is crucial for how we feel, for our energy levels and whether we stay healthy. Lindab wants to contribute to the architecture and indoor climate of tomorrow. We also want a better climate for our planet.

That is why we develop energy-efficient solutions for healthy indoor environments



THE IMPORTANCE OF CONSTRUCTION PRODUCTS

Ingenious systems for ceilings, walls, and floors to specially designed rivets, screws, and profiled sheeting profiles. All equal important parts of a well-functioning building. By choosing the right kind of facade or roof for example, we can create a durable, sustainable building that shortens the need for renovation and expands the life cycle. In that way we use our resources more efficiently and at the same time cut costs and unnecessary transportation and waste. All key ingredients in the EU Green Deal. When it comes to construction, it is not just a question of getting it done, but rather, getting it done right.

SUSTAINABILITY PLAN

For us, sustainability is a way of thinking and working. This affects how we work with Lindab's strategy in all areas. Everything from the purchases we make, to the deliveries and the service we offer our customers. Lindab has three long-term, non-financial targets for the business, one that focuses on increasing our attractiveness as an employer, one for reducing our own carbon dioxide emissions, and one for a better working environment.

Read more about Lindab Groups sustainability work and non-financial targets on www.lindabgroup.com.



STEEL – A SUSTAINABLE MATERIAL

Steel provides products with a long service life. Steel has many advantages over other materials – it has a very long service life, is non-combustible and meets hygiene requirements. Steel is a fully recyclable material and scrap steel has a strong market position: steel recovered from structures and end products at the end of their lifecycle is efficiently recycled and re-used. We prioritise cooperation with steel suppliers driving development towards fossil-free steel and whose carbon dioxide intensity values are good. The steel we use must be free of particularly hazardous substances.

The use of steel in Lindab's products is what contributes most to Lindab's CO₂ emissions. The transition to fossil-free steel is Lindab's most significant individual action in terms of its effect on the environment. Through our collaboration with SSAB and H2 Green Steel, we will also be among the first in Europe to have access to CO₂ reduced steel in 2026. When it becomes available, we will make use of it in a green product line.

PRODUCT



PRODUCT DESCRIPTION

The Lindab High Profile is used for insulated ceilings and is optimized to withstand long spans of roof construction. It can also be delivered with the narrow flange facing upwards or vice versa, all to make mounting easier. The product is made from hot-dipped galvanized steel. The steel grade used is S420 GD Z275 and the nominal thickness varies from 0,65mm till 1,20mm. The covering width is 945 mm and is available in all lengths between 2000-17000mm. The height is 130mm and the top and bottom flange is 104 mm and 80mm.

Further information can be found at <https://www.lindab.com/Catalog/building-products/>

PRODUCT RAW MATERIAL MAIN COMPOSITION VP

Raw material category	Amount, mass- %	Material origin
Metals	100	EU
Minerals	-	-
Fossil materials	-	-
Bio-based materials	-	-

BIOGENIC CARBON CONTENT VP

Product's biogenic carbon content at the factory gate

Biogenic carbon content in product, kg C	0
Biogenic carbon content in packaging, kg C	0.02

FUNCTIONAL UNIT AND SERVICE LIFE

Declared unit	1 kg of High Profile
Mass per declared unit	1 kg
Functional unit	-
Reference service life	50 years

SUBSTANCES, REACH - VERY HIGH CONCERN

The product does not contain any REACH SVHC substances in amounts greater than 0,1 % (1000 ppm). More detailed information about the products material content can be found in the Building Product Declaration available [online](#).

PRODUCT LIFE-CYCLE

SYSTEM BOUNDARY

This EPD covers the life-cycle modules listed in the following table.

Product stage			Assembly stage		Use stage							End of life stage				Beyond the system boundaries		
A1	A2	A3	A4	A5	B1	B2	B3	B4	B5	B6	B7	C1	C2	C3	C4	D		
x	x	x	x	x	MND	MND	MND	MND	MND	MND	MND	x	x	x	x	x		
Raw materials	Transport	Manufacturing	Transport	Assembly	Use	Maintenance	Repair	Replacement	Refurbishment	Operational energy use	Operational water use	Deconstr./demol.	Transport	Waste processing	Disposal	Reuse	Recovery	Recycling

Modules not declared = MND. Modules not relevant = MNR.

MANUFACTURING AND PACKAGING (A1-A3)

The environmental impacts considered for the product stage cover the manufacturing of raw materials used in the production as well as packaging materials and other ancillary materials. Also, fuels used by machines, and handling of waste formed in the production processes at the manufacturing facilities are included in this stage. The study also considers the material losses occurring during the manufacturing processes as well as losses during electricity transmission.

The steel coils are produced at the steel manufacturer and transported to Lindab by truck and ferry. The product is produced in roll forming machines.

TRANSPORT AND INSTALLATION (A4-A5)

Transportation impacts occurred from final products delivery to construction site (A4) cover fuel direct exhaust emissions, environmental impacts of fuel production, as well as related infrastructure emissions. The weighted average distance to customers is 300 km by road. Installation spills and handling of packaging material is considered.

PRODUCT USE AND MAINTENANCE (B1-B7)

This EPD does not cover the use phase. These life cycle stages are dependent on how the product is used and should be developed and included as part of a holistic assessment of specific construction works.

PRODUCT END OF LIFE (C1-C4, D)

Energy (0,1kWh) for deconstruction is included in C1, and activities related to steel recycling is included in C3. A recycling rate of 95% and landfill rate of 5% has been assumed for the product (according to World Steel, 2017). That is to be seen as the proportion of the material in the product that will be recycled in a subsequent system. External scrap in the raw material is also deducted and accounts for 20%. Hence the net flow to be credited in module D is 76%. See below tables for scenarios used in Modules A5, C and D based on local (Swedish Central Bureau) and EU statistics. Distance to waste handling is assumed to be 50 km.

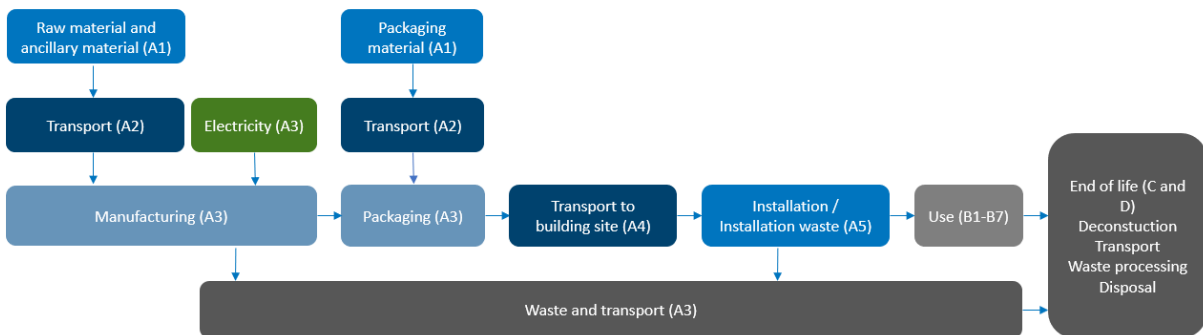
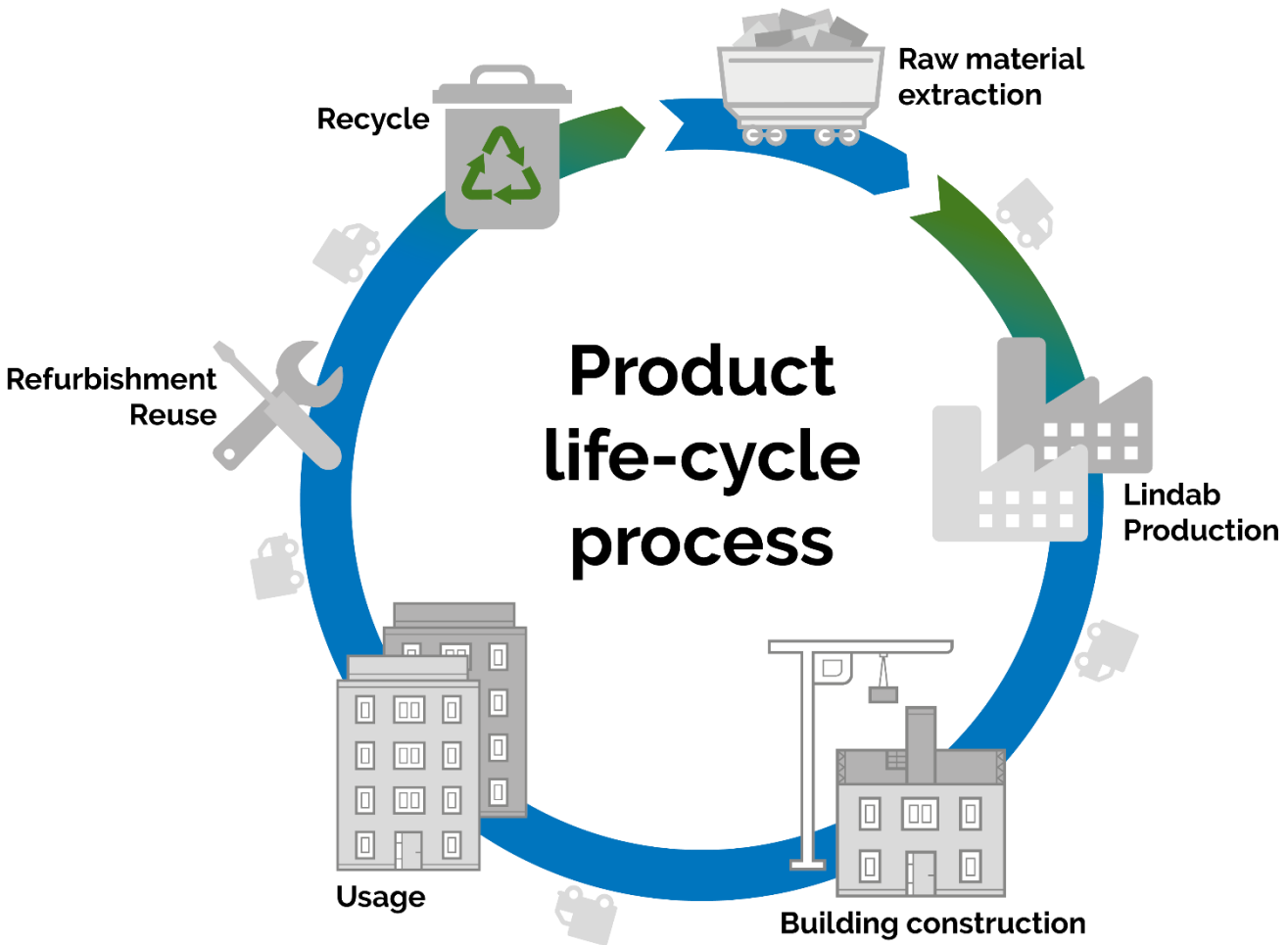
End of Life (A5, C3, C4, D)

	%	Source
Steel to recycling	95	World Steel 2017
Steel to landfill	5	World Steel 2017
Wood to incineration	98	Eurostat 2018
Wood to landfill	2	Eurostat 2018

Transport to waste processing (C2)

Type	Distance
Lorry	50 km

MANUFACTURING PROCESS



LIFE-CYCLE ASSESSMENT

CUT-OFF CRITERIA

The study does not exclude any modules or processes which are stated mandatory in the reference standard and the applied PCR. The study does not exclude any hazardous materials or substances. The study includes all major raw material and energy consumption. All inputs and outputs of the unit processes, for which data is available for, are included in the calculation. While cut-off criteria according to the PCR were employed, much data which would have fallen within that scope were included regardless resulting in a data set which is robust and captures all significant contributors to the LCA results.

There is no neglected unit process more than 1% of total mass or energy flows. The module specific total neglected input and output flows also do not exceed 5% of energy usage or mass.

ALLOCATION, ESTIMATES AND ASSUMPTIONS

Allocation is required if some material, energy, and waste data cannot be measured separately for the product under investigation. All allocations are done as per the reference standards and the applied PCR. In this study, allocation has been done in the following ways:

Data type	Allocation
Raw materials	No allocation
Packaging materials	Allocated by mass or volume
Ancillary materials	Allocated by mass or volume
Manufacturing energy and waste	Allocated by mass or volume

AVERAGES AND VARIABILITY

Type of average	-
Averaging method	-
Variation in GWP-fossil for A1-A3 %	-

LCA SOFTWARE AND BIBLIOGRAPHY

This EPD has been created using One Click LCA EPD Generator. The LCA and EPD have been prepared according to the reference standards and ISO 14040/14044. Specific data from Lindab Steel have been used and for other inputs Ecoinvent 3.6 and One Click LCA databases were used as sources of environmental data.

ENVIRONMENTAL IMPACT DATA

CORE ENVIRONMENTAL IMPACT INDICATORS – EN 15804+A2, PEF

IMPACT CATEGORY	UNIT	A1	A2	A3	A1-A3	A4	A5	B1	B2	B3	B4	B5	B6	B7	C1	C2	C3	C4	D
GWP – TOTAL	kg CO ₂ e	2,45E+00	1,14E-01	-5,97E-02	2,50E+00	2,94E-02	7,01E-02	MND	MND	MND	MND	MND	MND	MND	4,95E-03	4,69E-03	2,08E-02	2,64E-04	-1,23E+00
GWP – FOSSIL	kg CO ₂ e	2,45E+00	1,14E-01	9,36E-03	2,57E+00	2,94E-02	1,03E-03	MND	MND	MND	MND	MND	MND	MND	4,63E-03	4,69E-03	2,08E-02	2,63E-04	-1,23E+00
GWP – BIOGENIC	kg CO ₂ e	0,00E+00	0,00E+00	-6,91E-02	-6,91E-02	0,00E+00	6,91E-02	MND	MND	MND	MND	MND	MND	MND	0,00E+00	0,00E+00	0,00E+00	0,00E+00	0,00E+00
GWP – LULUC	kg CO ₂ e	4,70E-04	7,31E-05	2,21E-05	5,65E-04	1,09E-05	3,34E-05	MND	MND	MND	MND	MND	MND	MND	3,25E-04	1,73E-06	2,73E-05	2,49E-07	-2,34E-04
OZONE DEPLETION POT.	kg CFC-11e	1,34E-13	2,28E-08	9,38E-10	2,37E-08	6,77E-09	8,63E-11	MND	MND	MND	MND	MND	MND	MND	2,26E-10	1,08E-09	2,57E-09	1,07E-10	-4,86E-08
ACIDIFICATION POTENTIAL	mol H ⁺ e	5,57E-03	3,56E-03	5,39E-05	9,18E-03	1,25E-04	6,29E-06	MND	MND	MND	MND	MND	MND	MND	3,23E-05	1,99E-05	2,64E-04	2,48E-06	-5,15E-03
EP-FRESHWATER	kg Pe	9,79E-07	4,04E-07	1,32E-07	1,52E-06	2,41E-07	6,47E-08	MND	MND	MND	MND	MND	MND	MND	2,52E-07	3,84E-08	1,12E-06	2,76E-09	-5,09E-05
EP-MARINE	kg Ne	1,28E-03	8,90E-04	1,61E-05	2,19E-03	3,70E-05	1,16E-06	MND	MND	MND	MND	MND	MND	MND	5,52E-06	5,90E-06	5,58E-05	8,57E-07	-1,07E-03
EP-TERRESTRIAL	mol Ne	1,37E-02	9,89E-03	1,76E-04	2,37E-02	4,08E-04	1,35E-05	MND	MND	MND	MND	MND	MND	MND	6,94E-05	6,51E-05	6,45E-04	9,43E-06	-1,26E-02
POCP (“SMOG”)	kg NMVOCe	4,45E-03	2,56E-03	5,47E-05	7,06E-03	1,31E-04	3,59E-06	MND	MND	MND	MND	MND	MND	MND	1,64E-05	2,08E-05	1,77E-04	2,74E-06	-6,22E-03
ADP-MINERALS & METALS	kg Sbe	1,59E-05	1,48E-07	3,59E-07	1,64E-05	6,90E-08	3,69E-08	MND	MND	MND	MND	MND	MND	MND	3,17E-07	1,10E-08	2,80E-06	6,05E-10	-2,34E-05
ADP-FOSSIL RESOURCE	MJ	2,46E+01	1,44E+00	1,38E-01	2,62E+01	4,42E-01	7,33E-02	MND	MND	MND	MND	MND	MND	MND	6,27E-01	7,05E-02	2,82E-01	7,22E-03	-1,07E+01
WATER USE	m ³ e depr.	6,60E-01	4,14E-03	2,06E-03	6,66E-01	1,98E-03	2,62E-03	MND	MND	MND	MND	MND	MND	MND	2,40E-02	3,15E-04	5,47E-03	2,29E-05	-2,23E-01

USE OF NATURAL RESOURCES

IMPACT CATEGORY	UNIT	A1	A2	A3	A1-A3	A4	A5	B1	B2	B3	B4	B5	B6	B7	C1	C2	C3	C4	D
Renew. PER as energy ⁸⁾	MJ	8,31E-01	9,65E-03	1,49E+00	2,33E+00	4,98E-03	2,74E-02	MND	MND	MND	MND	MND	MND	MND	2,60E-01	7,94E-04	5,00E-02	6,27E-05	-1,60E+00
Renew. PER as material	MJ	0,00E+00	0,00E+00	6,03E-01	6,03E-01	0,00E+00	-6,03E-01	MND	MND	MND	MND	MND	MND	MND	0,00E+00	0,00E+00	0,00E+00	0,00E+00	0,00E+00
Total use of renew. PER	MJ	8,31E-01	9,65E-03	2,09E+00	2,93E+00	4,98E-03	-5,76E-01	MND	MND	MND	MND	MND	MND	MND	2,60E-01	7,94E-04	5,00E-02	6,27E-05	-1,60E+00
Non-re. PER as energy	MJ	2,46E+01	1,44E+00	1,36E-01	2,62E+01	4,42E-01	7,30E-02	MND	MND	MND	MND	MND	MND	MND	6,25E-01	7,05E-02	2,82E-01	7,22E-03	-1,07E+01
Non-re. PER as material	MJ	0,00E+00	0,00E+00	0,00E+00	0,00E+00	0,00E+00	0,00E+00	MND	MND	MND	MND	MND	MND	MND	0,00E+00	0,00E+00	0,00E+00	0,00E+00	0,00E+00
Total use of non-re. PER	MJ	2,46E+01	1,44E+00	1,36E-01	2,62E+01	4,42E-01	7,30E-02	MND	MND	MND	MND	MND	MND	MND	6,25E-01	7,05E-02	2,82E-01	7,22E-03	-1,07E+01
Secondary materials	kg	4,91E-03	5,84E-04	4,10E-04	5,91E-03	1,23E-04	9,66E-06	MND	MND	MND	MND	MND	MND	MND	5,66E-05	1,96E-05	3,14E-04	1,52E-06	7,06E-01
Renew. secondary fuels	MJ	0,00E+00	1,79E-06	9,23E-07	2,72E-06	1,24E-06	6,04E-08	MND	MND	MND	MND	MND	MND	MND	2,35E-07	1,97E-07	1,63E-05	3,96E-08	-1,14E-04
Non-ren. secondary fuels	MJ	0,00E+00	0,00E+00	0,00E+00	0,00E+00	0,00E+00	0,00E+00	MND	MND	MND	MND	MND	MND	MND	0,00E+00	0,00E+00	0,00E+00	0,00E+00	0,00E+00
Use of net fresh water	m ³	1,62E-02	9,20E-05	5,54E-05	1,63E-02	5,72E-05	6,75E-05	MND	MND	MND	MND	MND	MND	MND	6,05E-04	9,13E-06	1,65E-04	7,90E-06	-2,61E-03

END OF LIFE – WASTE

IMPACT CATEGORY	UNIT	A1	A2	A3	A1-A3	A4	A5	B1	B2	B3	B4	B5	B6	B7	C1	C2	C3	C4	D
Hazardous waste	kg	3,20E-08	1,82E-03	6,66E-04	2,49E-03	5,86E-04	8,85E-05	MND	MND	MND	MND	MND	MND	MND	5,22E-04	9,34E-05	1,92E-03	0,00E+00	-4,10E-01
Non-hazardous waste	kg	1,05E-01	1,58E-02	7,38E-03	1,28E-01	9,63E-03	4,14E-03	MND	MND	MND	MND	MND	MND	MND	1,41E-02	1,54E-03	6,12E-02	5,00E-02	-1,97E+00
Radioactive waste	kg	4,00E-05	1,02E-05	1,12E-06	5,13E-05	2,96E-06	1,03E-06	MND	MND	MND	MND	MND	MND	MND	9,62E-06	4,71E-07	1,65E-06	0,00E+00	3,17E-06

END OF LIFE – OUTPUT FLOWS

IMPACT CATEGORY	UNIT	A1	A2	A3	A1-A3	A4	A5	B1	B2	B3	B4	B5	B6	B7	C1	C2	C3	C4	D
Components for re-use	kg	0,00E+00	0,00E+00	1,00E-04	1,00E-04	0,00E+00	0,00E+00	MND	MND	MND	MND	MND	MND	MND	0,00E+00	0,00E+00	0,00E+00	0,00E+00	0,00E+00
Materials for recycling	kg	0,00E+00	0,00E+00	1,23E-02	1,23E-02	0,00E+00	1,30E-03	MND	MND	MND	MND	MND	MND	MND	0,00E+00	0,00E+00	9,50E-01	0,00E+00	0,00E+00
Materials for energy rec	kg	0,00E+00	0,00E+00	1,77E-04	1,77E-04	0,00E+00	3,10E-02	MND	MND	MND	MND	MND	MND	MND	0,00E+00	0,00E+00	0,00E+00	0,00E+00	0,00E+00
Exported energy	MJ	0,00E+00	0,00E+00	2,28E-03	2,28E-03	0,00E+00	0,00E+00	MND	MND	MND	MND	MND	MND	MND	0,00E+00	0,00E+00	0,00E+00	0,00E+00	0,00E+00

ENVIRONMENTAL IMPACTS – GWP-GHG - THE INTERNATIONAL EPD SYSTEM

IMPACT CATEGORY	UNIT	A1	A2	A3	A1-A3	A4	A5	B1	B2	B3	B4	B5	B6	B7	C1	C2	C3	C4	D
GWP-GHG*	kg CO _{2e}	2,45E+00	1,14E-01	9,36E-03	2,57E+00	2,94E-02	1,03E-03	MND	MND	MND	MND	MND	MND	MND	4,63E-03	4,69E-03	2,08E-02	2,63E-04	-1,23E+00

*This indicator includes all greenhouse gases excluding biogenic carbon dioxide uptake and emissions and biogenic carbon stored in the product as defined by IPCC AR 5 (IPCC 2013). In addition, the characterisation factors for the flows - CH₄ fossil, CH₄ biogenic and Dinitrogen monoxide - were updated in line with the guidance of IES PCR 1.2.5 Annex 1. This indicator is identical to the GWP-total of EN 15804:2012+A2:2019 except that the characterization factor for biogenic CO₂ is set to zero.

VERIFICATION STATEMENT

VERIFICATION PROCESS FOR THIS EPD

This EPD has been verified in accordance with ISO 14025 by an independent, third-party verifier by reviewing results, documents and compliancy with reference standard, ISO 14025 and ISO 14040/14044, following the process and checklists of the program operator for:

- This Environmental Product Declaration
- The Life-Cycle Assessment used in this EPD
- The digital background data for this EPD

Why does verification transparency matter? [Read more online](#)

This EPD has been generated by One Click LCA EPD generator, which has been verified and approved by the EPD Hub.

THIRD-PARTY VERIFICATION STATEMENT

I hereby confirm that, following detailed examination, I have not established any relevant deviations by the studied Environmental Product Declaration (EPD), its LCA and project report, in terms of the data collected and used in the LCA calculations, the way the LCA-based calculations have been carried out, the presentation of environmental data in the EPD, and other additional environmental information, as present with respect to the procedural and methodological requirements in ISO 14025:2010 and reference standard.

I confirm that the company-specific data has been examined as regards plausibility and consistency; the declaration owner is responsible for its factual integrity and legal compliance.

I confirm that I have sufficient knowledge and experience of construction products, this specific product category, the construction industry, relevant standards, and the geographical area of the EPD to carry out this verification.

I confirm my independence in my role as verifier; I have not been involved in the execution of the LCA or in the development of the declaration and have no conflicts of interest regarding this verification.

HaiHa Nguyen, as an authorized verifier acting for EPD Hub Limited
09.12.2024

